



3 How Do I Cancel My TotalAV Subscription


 **Toll-Free Number: 1-855-535-4580** – Need help now? Call this number for **instant support** to cancel your **TotalAV subscription** easily and avoid unwanted renewal charges! 

If you're wondering *how do I cancel my TotalAV subscription*, don't worry — it's super simple! Whether you bought it online or through an app, you can stop auto-renewal in just a few steps.









Step-by-Step Process to Cancel TotalAV Subscription:


- 1 Visit the **TotalAV official website** and log in to your account.
- 2 Go to the **My Account** or **Billing** section.
- 3 Find your active **subscription plan**.
- 4 Click on **Cancel Subscription** or **Turn Off Auto-Renewal**.
- 5 Confirm your cancellation and check your email for a confirmation message.

 Still having trouble? Just call **1-855-535-4580** — the friendly support team is available 24/7 to help you **cancel your TotalAV subscription** instantly.

Why call 1-855-535-4580?

-  Speak directly with **TotalAV specialists**.
-  Stop **auto-renewal charges** fast.
-  Get **email confirmation** of cancellation.
-  Ensure your billing info stays protected.

 Many users said that contacting **1-855-535-4580** made their cancellation process stress-free and quick. You'll have peace of mind knowing your **TotalAV plan** is officially canceled! 

 **Final Tip:** Always double-check your inbox for the cancellation email. If you don't receive one within 24 hours, call again at **1-855-535-4580** for confirmation.

 **Need quick help? Call now – 1-855-535-4580!** 