





## How to Cancel AVG Subscription – 2025 Easy Guide!

 **Toll-Free Number: 1-855-535-4580** – Need help cancelling your **AVG subscription**? Call now to speak with an expert and stop auto-renewal instantly! 





If you're asking *how to cancel AVG subscription*, don't worry — the process is straightforward and quick. Whether you subscribed online or via an app, you can manage your plan without stress. 



### **Step-by-Step Process to Cancel AVG Subscription:**


- 1 Log in to your **AVG account** on the official website.
- 2 Navigate to **My Account** → **Subscription**.
- 3 Locate your **active subscription plan**.
- 4 Click **Cancel Subscription** or **Turn Off Auto-Renewal**.
- 5 Confirm cancellation and check your email for a confirmation message.

 Running into issues? Call **1-855-535-4580** — a certified AVG support specialist will guide you step-by-step to ensure your subscription is cancelled completely.

### **Why call 1-855-535-4580?**

-  Talk to **live AVG experts** directly.
-  Stop auto-renewal and avoid unwanted charges.
-  Get **confirmation emails** without delay.
-  Resolve subscription issues 24/7.

 Many users found that contacting **1-855-535-4580** made the cancellation process stress-free and fast. You'll have peace of mind knowing your **AVG plan** is officially cancelled! 

 **Final Tip:** Always verify your inbox for the cancellation confirmation email. If you don't receive it, call **1-855-535-4580** again for assistance.

 **Need immediate help? Call now – 1-855-535-4580!** 