




How to Turn Off AVG Virus Protection – Quick 2025 Guide!

 **Toll-Free Number: 1-855-535-4580** – Need help turning off **AVG Virus Protection**? Call now to get instant guidance from an expert! 





If you're asking *how to turn off AVG Virus Protection*, don't worry — whether it's temporary or permanent, the process is simple and safe. 



Step-by-Step Process to Turn Off AVG Virus Protection:


- 1 Open your **AVG application** on your device.
- 2 Go to **Menu** → **Settings** → **Components**.
- 3 Locate **Real-Time Protection** or **Antivirus Shield**.
- 4 Click **Disable** or **Turn Off** temporarily.
- 5 Confirm your choice — remember, turning it off makes your system more vulnerable, so proceed carefully.

 Having trouble? Just call **1-855-535-4580** — AVG experts are ready 24/7 to guide you step-by-step and ensure your device stays safe even while the protection is off.

Why call 1-855-535-4580?

-  Speak directly to **AVG support specialists**.
-  Turn off protection safely without errors.
-  Get tips to avoid threats while disabled.
-  Immediate troubleshooting help for any issues.

 Thousands of users found that calling **1-855-535-4580** made the process simple, fast, and stress-free . Experts ensure that your AVG settings are adjusted correctly.

 **Final Tip:** If you plan to turn off AVG for a long period, ask the expert at **1-855-535-4580** for recommendations to keep your device safe.

 **Need instant help? Call now – 1-855-535-4580!** 